


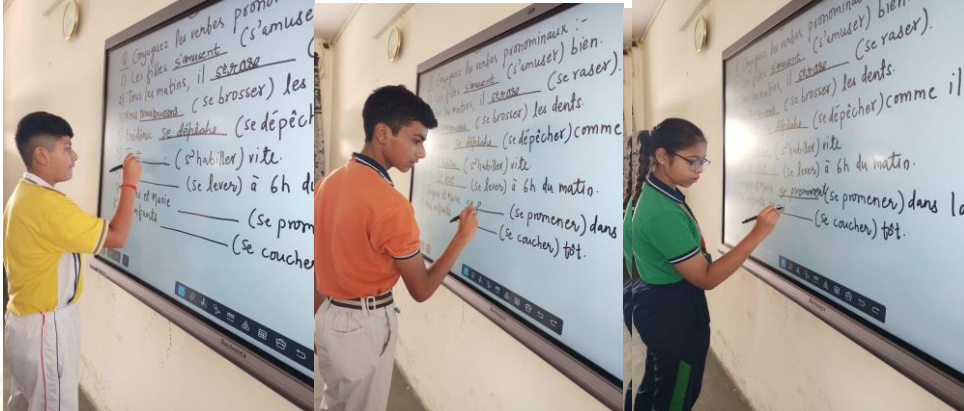



SHAMBHU DAYAL GLOBAL SCHOOL  
EXPERIENTIAL LIFE LONG LEARNING ACTIVITY  
MONTH-JULY  
CLASS-8


SERIAL NUMBER	SUBJECT	CONTENT (EXPLANATION)	MATERIAL REQUIRED	AT THE TIME OF CONDUCTING ACTIVITY PICS
1.	MATH	Topic-Exponents and powers Activity - working of exponents	A4 sheet sketch pen	

2.	SCIENCE	Activity - Prepare grow box	Shoe Box, aluminium foil, bulb, wire, switch, seeds , soil, manure black sheet.	
3.	HINDI	□□□□□□- □□□□□□□□□□	A4 sheet pen	


4.	ENGLISH	<p>Activity- Dialogue Writing Ch- A Nutty Crabby Adventure Students learnt the objectives of dialogue writing in very brief:</p> <ol style="list-style-type: none"> <li>1. Realism</li> <li>2. Characterization</li> <li>3. Plot advancement</li> <li>4. Conflict resolution</li> <li>5. Emotional expression</li> </ol> <p>Which covers the core goals of writing effective dialogue.</p>	A4 Size Sheet	

5.	FRENCH	The students are doing the sentence filling activity of pronominal verbs. Les étudiants font l'activité en remplissant les blancs des verbes pronominaux.	Smart TV	 <p>The image shows three students in a classroom setting, each standing in front of a large smart TV. The TV displays French grammar exercises involving pronominal verbs. The text on the screen includes phrases like 'Les filles s'amuse', 'Il se rase', 'Les filles se brossent les dents', 'Il se dépêche', 'Il se dépêche comme il se dépêche', 'Il se dépêche vite', 'Il se lève à 6h du matin', 'Il se promène dans le jardin', and 'Il se couche tôt'. The students are actively engaged, with one pointing at the screen and another writing on it.</p>
6.	SANSKRIT	sanskrit nibandh kekhan activity	notebook and pen	 <p>The image consists of two photographs. The left photograph shows a young boy in a blue school uniform sitting at a desk, focused on writing in a notebook with a green pen. The right photograph shows a classroom full of students in school uniforms, all sitting at their desks and working on their assignments. The classroom is decorated with colorful posters and notices on the walls.</p>

7.	INDIVIDUAL AND SOCIETIES	Activity-World Population Density	A4 sheet, Colourful Pens	
8.	PHE	self defense demonstration	mattress & first aid kit	

9.	DESIGN	Activity: The Remainder Problem	Computer Lab	 A photograph showing a student in a computer lab. The student is seated at a desk, looking at a large monitor displaying a code editor with Python code. The code includes comments and function definitions for calculating remainders. The student's hands are on a keyboard. In the background, other computer workstations are visible.
----	--------	---------------------------------	--------------	---



10.	VISUAL ARTS	Activity- Nature art	Art file	
-----	----------------	----------------------	----------	--

